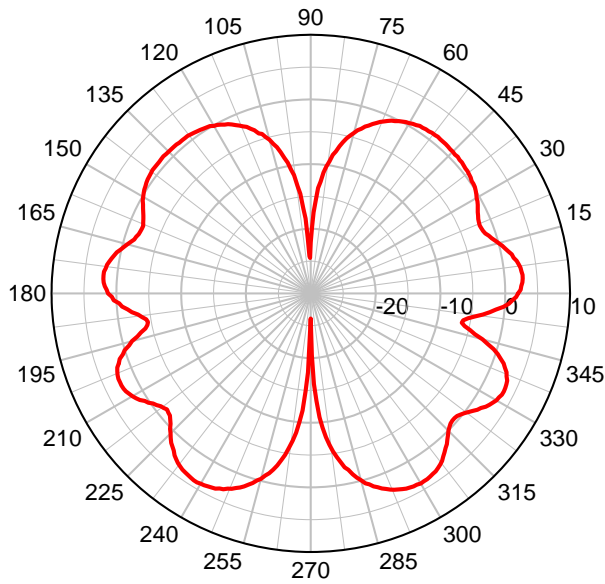


PSKN3-900/1900S Antenna

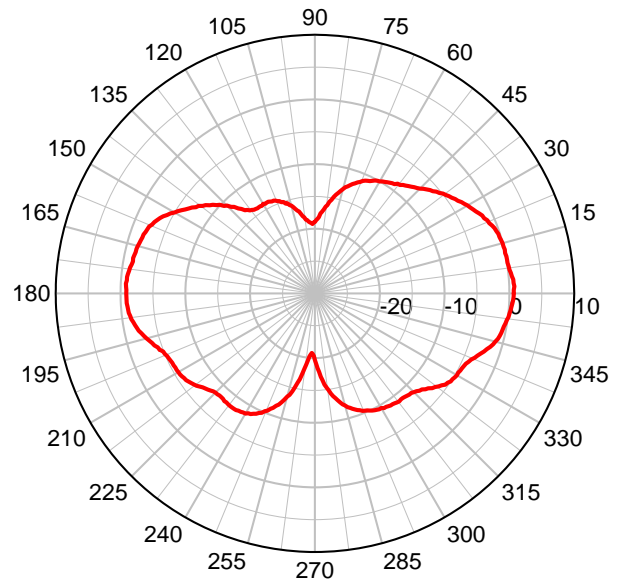
Dual Band 90degree Adj Knuckle Swivel w/SMA

3 dBi, Pattern for Cellular (824-894 MHz) & PCS (1850-1990 MHz)

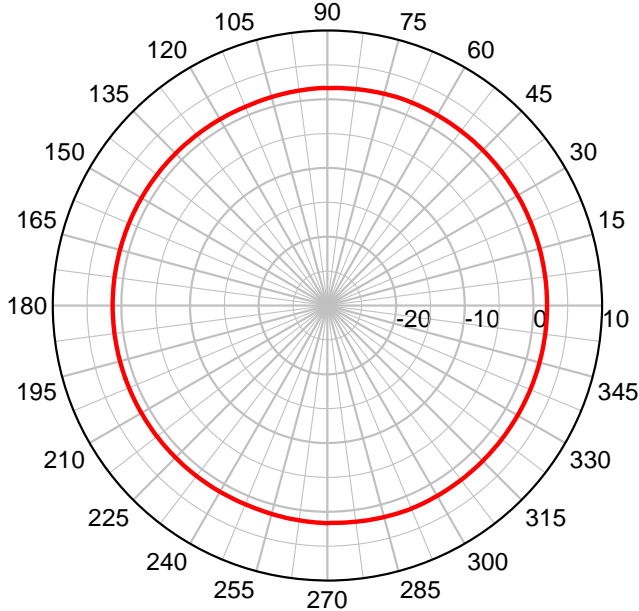
PSKN3-900/1900S-Elevation Plot at 850 MHz



PSKN3-900/1900S-Elevation Plot at 1850 MHz



PSKN3-900/1900S-Azimuth Plot at 850 MHz



PSKN3-900/1900S-Azimuth Plot at 1850 MHz

