

# ME A-2700-LTE

## LOW PROFILE LTE ANTENNA

Part #: 100-00126-01



### Description

The MEA-2700-LTE is an ultra-rugged broadband 4G LTE antenna featuring an N-Type connector. It covers the LTE frequency ranges 698-960 MHz | 1710-2700 MHz | 2500-2700 MHz with a nominal gain of 3 dBi. This low-profile antenna is designed to provide industry leading wide-band performance and optimal coverage of LTE frequencies, with minimum loss and no tuning required. The MEA-2700-LTE antenna compact housing consists of black ABS UV resistant plastic, with a heavy-duty metal base. The antenna is rated IP66.

### Electrical Specifications

Parameter	Specification
Frequency Range	698-960 / 1710-2700 / 2500-2700 MHz
Bandwidth	262/460/200 MHz
Gain	3 dBi
VSWR	≤ 2.5
Radiation	Omni-directional
Polarization	Vertical
Maximum Input Power	50W
Impedance	50 Ω

### Mechanical Specifications

Parameter	Specification
Antenna Dimensions	22 x 66mm
Weight	46g
Operating Temperature	-40 °C to +70 °C
Antenna Radome Material	ABS
Connector	N Female
ROHS Compliant	Yes

### Features

- Low profile design for easy installation
- Heavy duty applications
- Can be used for mobile and fixed base applications
- Compact housing that makes the antenna ideal for indoor or outdoor applications
- Covers all cellular/LTE frequencies: 698-960/1710-2170/2500-2700 MHz
- Small size: 22 x 66mm
- ROHS compliant
- Rated IP66

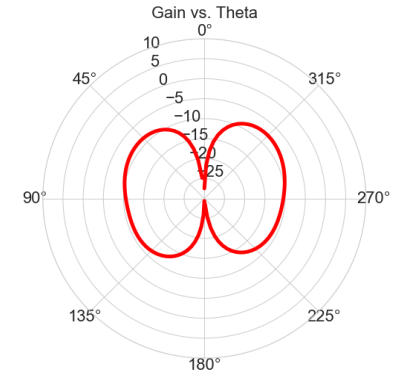
### Applications

- M2M applications
- IoT
- Telematics
- Asset tracking
- Fleet tracking
- Automotive

### Radiation Specifications

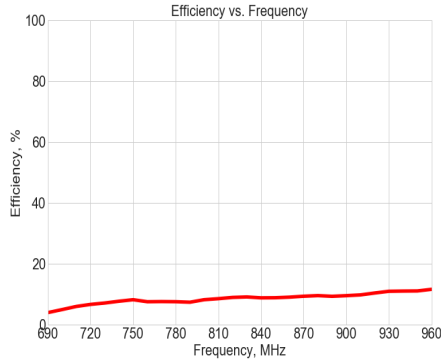
698-960 MHz

Gain vs. Theta

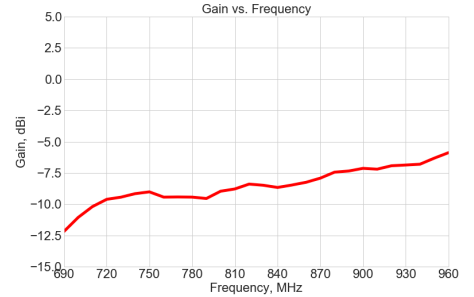


Gain dBi, Elevation Cut  $\Phi = 0$ , Frequency 900.00(MHz)

Efficiency vs. Frequency



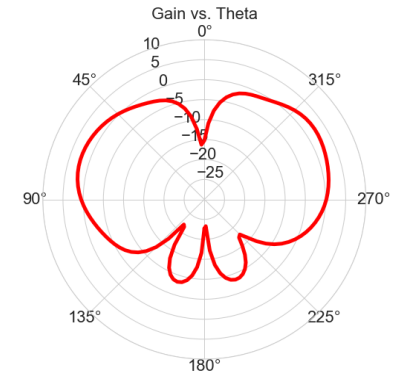
Gain vs. Frequency



### Radiation Specifications

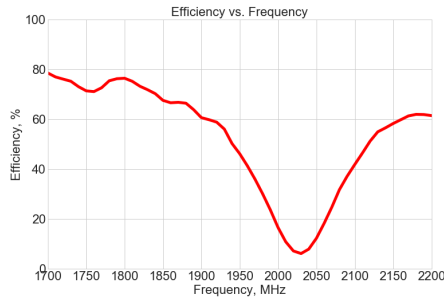
1710-2700 MHz

Gain vs. Theta

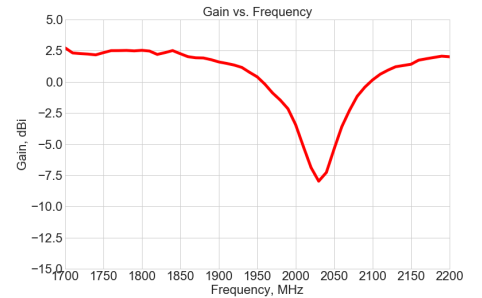


Gain dBi, Elevation Cut  $\Phi = 0$ , Frequency 1800.00(MHz)

Efficiency vs. Frequency



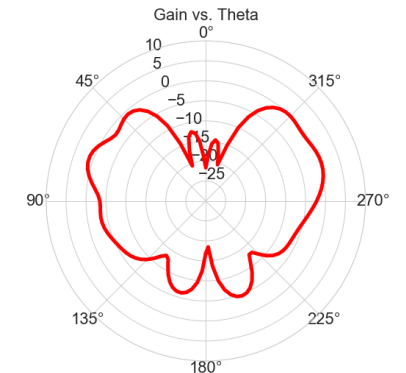
Gain vs. Frequency



### Radiation Specifications

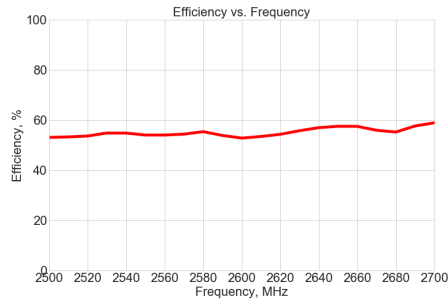
2500-2700 MHz

Gain vs. Theta

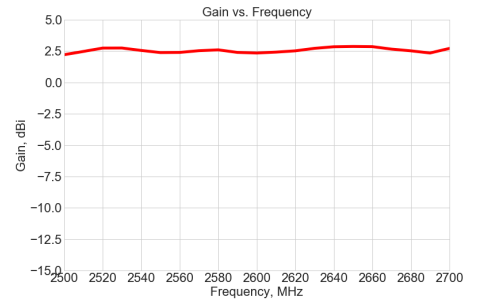


Gain dBi, Elevation Cut  $\Phi = 0$ , Frequency 2600.00(MHz)

Efficiency vs. Frequency



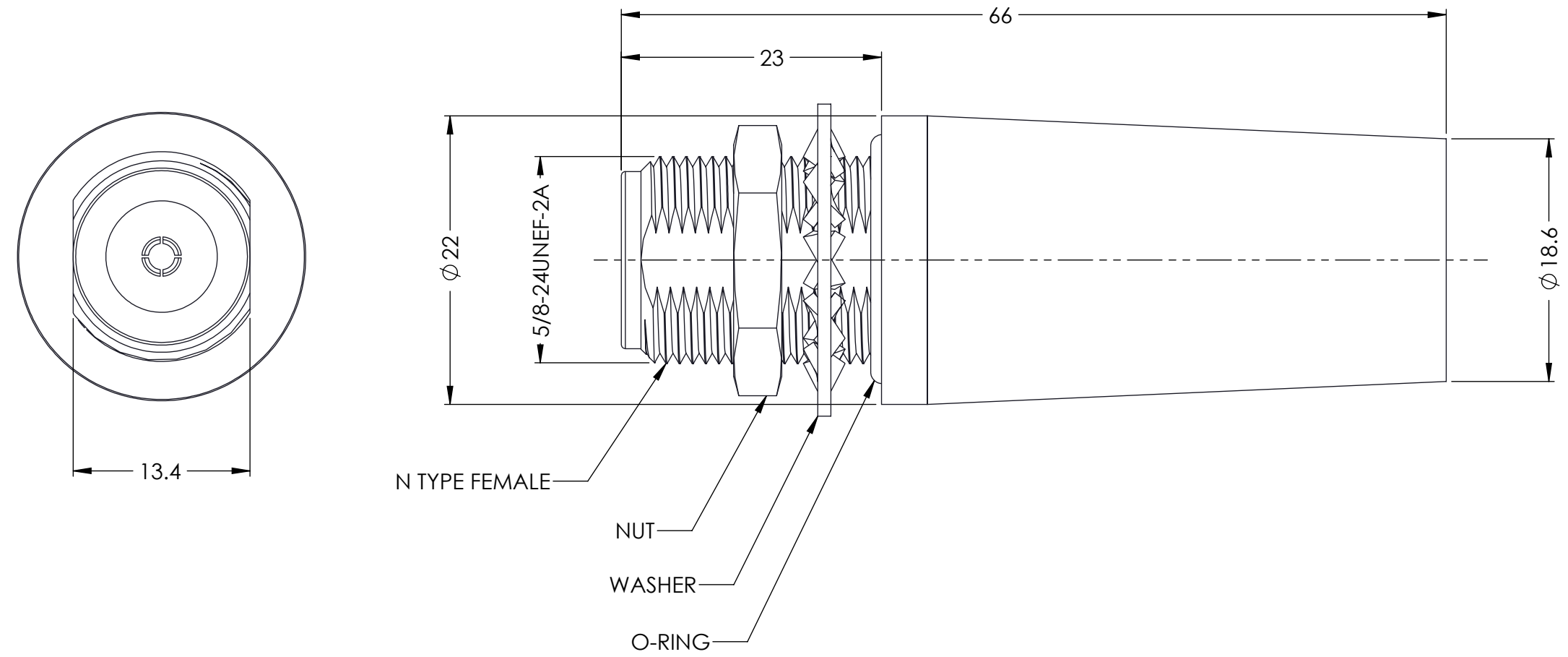
Gain vs. Frequency



DRAWING REVISION HISTORY			
REV	DESCRIPTION	DATE	BY
A	INITIAL RELEASE	2020-01-24	ZX

D  
C  
B  
A

D  
C  
B  
A



- NOTES:
- FREQUENCY: 698-960 / 1710-2700MHZ.
  - GAIN: 3dB.
  - CONNECTOR: N TYPE FEMALE.
  - IMPEDANCE: 50Ω.
  - TEMPERATURE: -40~+75°C.
  - INPUT POWER: 50W.
  - WEIGHT: 38g.

ITEM 100-00126-01 REVISION HISTORY			
REV	DESCRIPTION	DATE	BY
A	INITIAL RELEASE	2020-01-24	ZX

PROPRIETARY AND CONFIDENTIAL

THE INFORMATION CONTAINED IN THIS DRAWING IS THE SOLE PROPERTY OF MAXTENA, INC. ANY REPRODUCTION IN PART OR AS A WHOLE WITHOUT THE WRITTEN PERMISSION OF MAXTENA, INC IS PROHIBITED.

UNLESS OTHERWISE SPECIFIED:	NAME	DATE
DIMENSIONS ARE IN MM	DRAWN ZX	2020-01-24
TOLERANCES:	CHECKED	
FRACTIONAL ±	ENG APPR. NPC	2020-01-24
ANGULAR: MACH ± .5° BEND ±	MFG APPR.	
ONE PLACE DECIMAL ± 1.0	Q.A.	
TWO PLACE DECIMAL ± .50		
INTERPRET GEOMETRIC TOLERANCING PER:	CAD MAINTAINED. CHANGES SHALL BE INCORPORATED BY THE DESIGN ACTIVITY.	
	DO NOT SCALE DRAWING	

MAXTENA, INC		
TITLE: 100-00126-01 MEA-2700-LTE		
SIZE B	DWG. NO. 117-00313-01	REV A
CAGE CODE: 5KQH7	SCALE: NONE	SHEET 1 OF 1

8 7 6 5 4 3 2 1

8 7 6 5 4 3 2 1