

L1L2-2GA

GPS Active Antenna

DESCRIPTION

The L1L2-2GA is a dual band active L1/L2 GPS antenna designed for long term reliability. It is small and lightweight, with exceptional protection against the elements.

Designed to support the Warfighter, the portable, yet precise GPS L1/L2 antenna is built for tough applications. The radome is made of a high-grade polymer, with a design to protect from UV, rain, lightning, chemical and jet fuels.

FEATURES

- Military and Civilian Aviation Applications
- L1/L2 Dual Band
- Waterproof
- Excellent LNA gain
- Small Form Factor
- High Out-of-Band Rejection
- Custom Gain Available
- Bottom Mount
- Multiple Color Options

OPTIONS

The L1L2-2GA comes with many available options to meet specific needs. Please contact GPS Source via phone, email, or visit the website for further information on product options and specifications.



1 L1L2-2GA Specifications

Table 1-1. Electrical Specifications

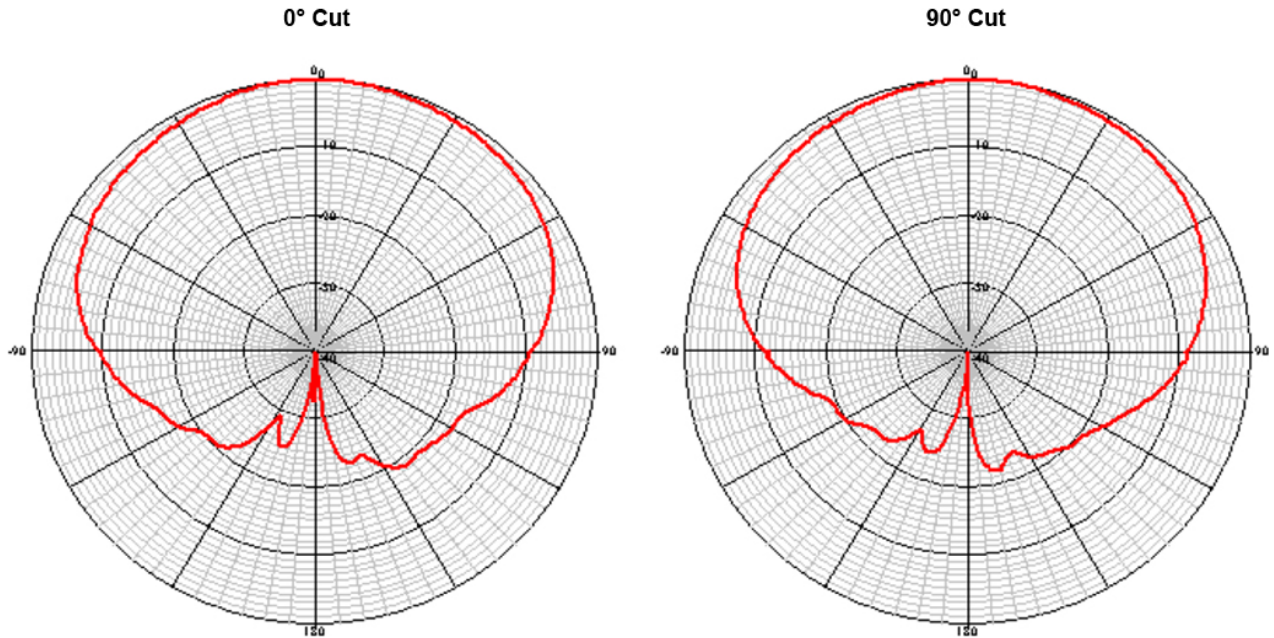
Operating Temperature -54°C to 71°C

Parameter		Conditions	Min	Typ	Max	Units
Frequency Range (Passband)	L1	Ant: Output = 50Ω	1560	1575.42	1590	MHz
	L2		1212	1227.60	1242	
Out Impedance				50		Ω
Element Gain	L1	Output = 50Ω, 4ft G.P.	3	3.40	4	dBiC
	L2		3	6.70	7	
LNA Gain	L1	Output = 50Ω		30		dB
	L2			30		
Output SWR		Output = 50Ω			2:1	—
Required DC Input Voltage			5		16	VDC
LNA Current		Output = 50Ω, 5V		44	50	mA
LNA OP1dB Compression				13		dBm
LNA OIP3				25		dBm
Noise Figure		Output = 50Ω, 5V			3	dB
Rejection	+/-50MHz	> 12dB				
	+/-100MHz	> 42dB				
Polarization		Right Hand Circular				
Axial Ratio at Peak		2dB Max				
Beam Width		115° +/-5° at -3dB from Peak				
Altitude		50,000ft				
Lightning Protection		DC Ground on the Antenna Element				

2 Performance Data

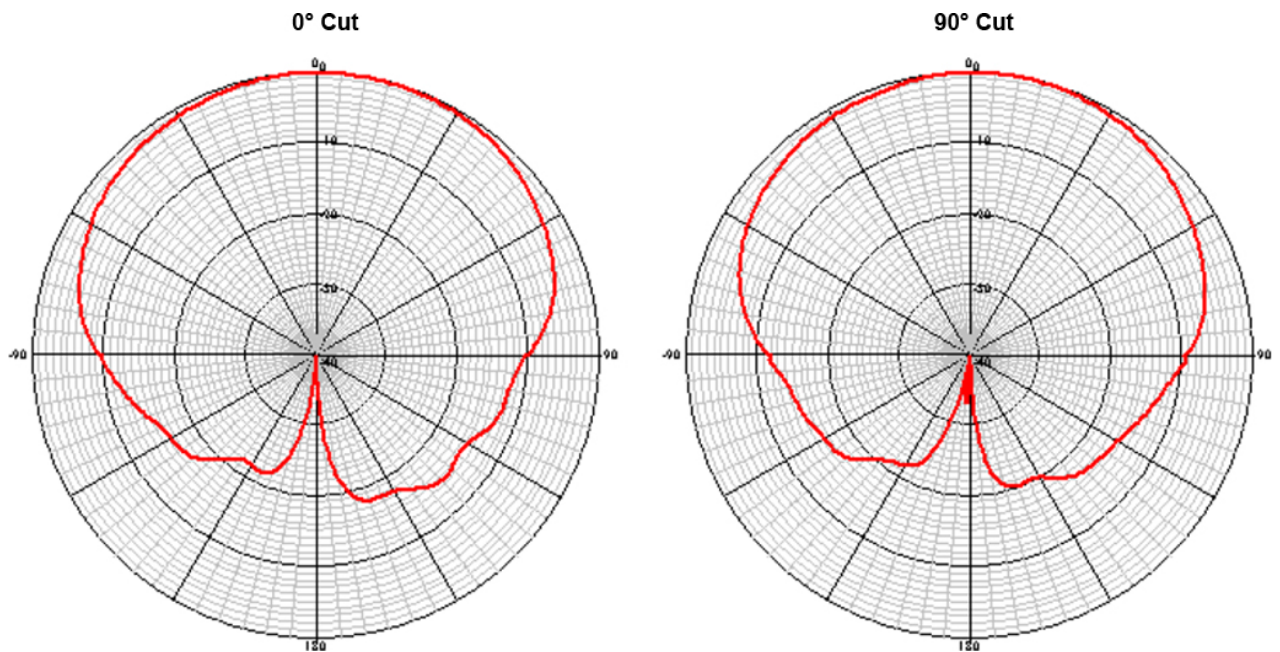
2.1 L1 Center Frequency

Figure 2-1. Far Field Plots No Ground Plane



2.2 L2 Center Frequency

Figure 2-2. Far Field Plots No Ground Plane



3 Environmental Requirements

The L1L2-2GA has been designed to meet the MIL-STD-810 following requirements.

Table 3-1. MIL-STD-810 Requirements

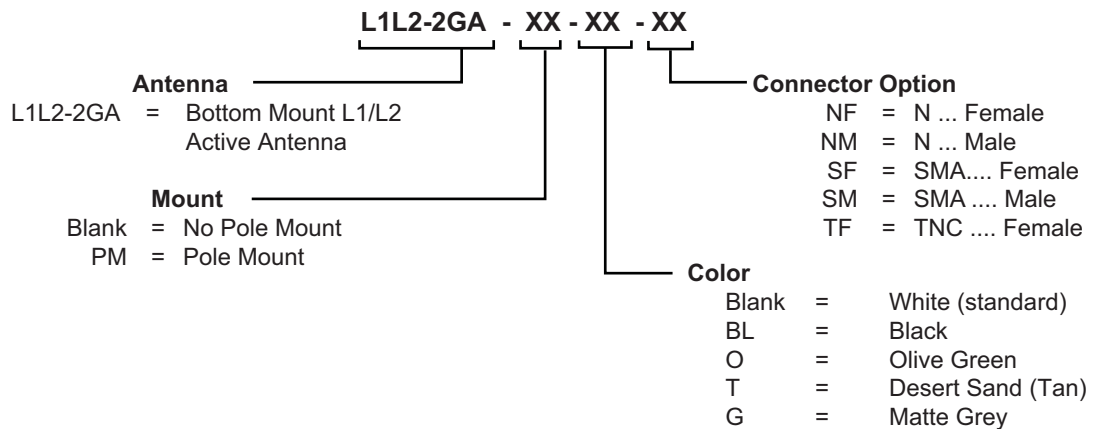
Environment	MIL-STD-810 Requirements	
Mechanical Vibration	810G	Mtd 514.6
Functional Shock	810G	Mtd 516.6
Crash Hazard	810G	Mtd 516.6
Temperature and Altitude	810D	Mtd 520.0, Proc. III
Temperature Shock	810D	Mtd 503.2, Proc. I
Humidity	810D	Mtd 507.2, Proc. III
Salt Fog	810D	Mtd 509.2, Proc. I
Fungus	810D	Mtd 508.3
Sand and Dust:	810D	Mtd 510.2, Proc. I
Explosive Atmosphere	810D	Mtd 511.2, Proc. I

4 Product Options

Table 4-1. L1L2-2GA Available Options

Type	Options	
Connector	N	Female & Male
	SMA	Female & Male
	TNC	Female & Male
Mount	Bottom Mount (Standard)	
	Pole Mount	
Color (FED-STD-595B)	White (Standard)	Gloss
	Black	Matte
	Olive Green	Matte
	Desert Sand	Matte
	Gray	Matte

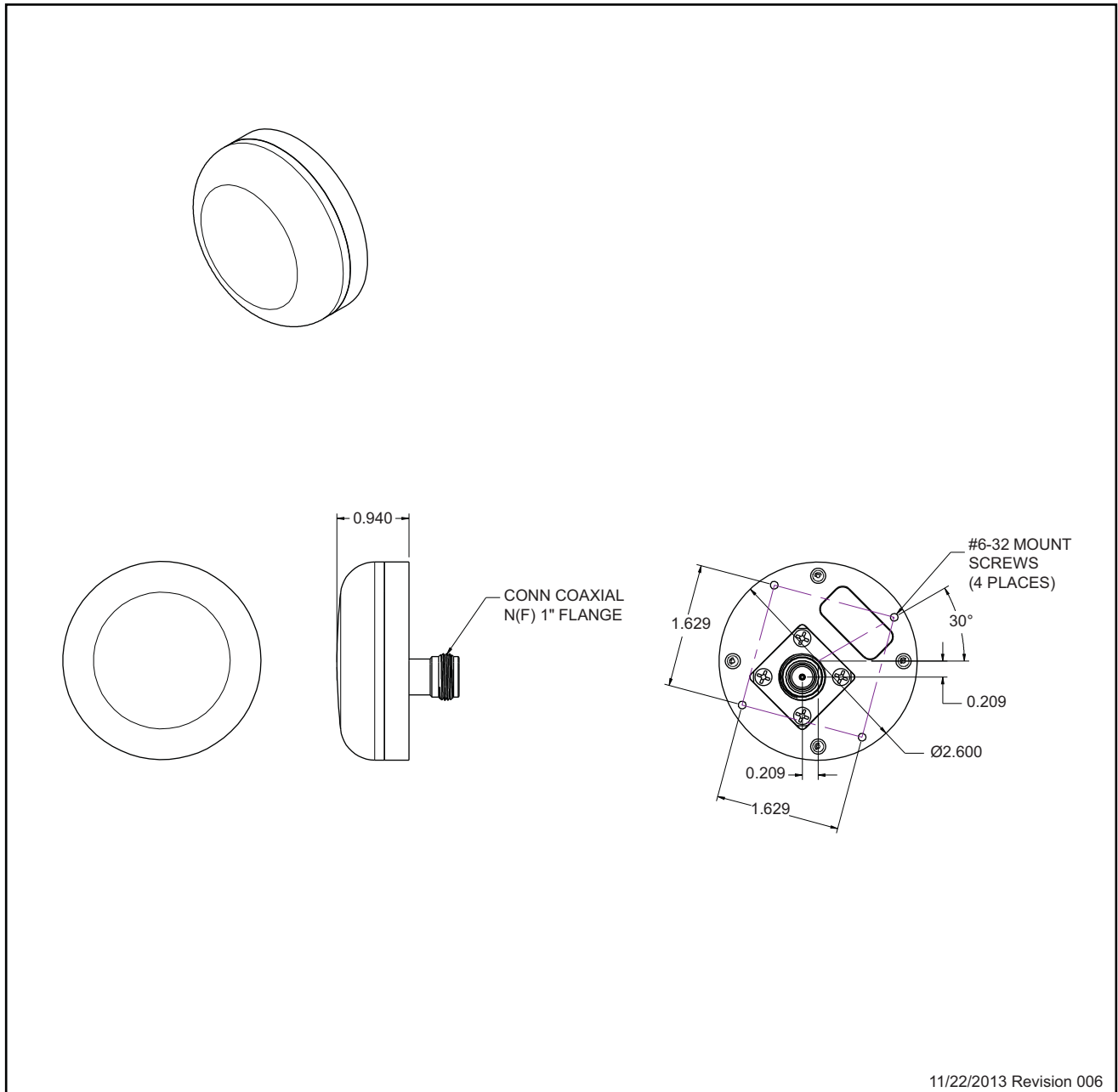
5 Product Code Decoder



Note: To have product/part codes customized to meet exact needs, contact GPS Source at GPSS-Sales@gd-ms.com or visit the website at www.gpssource.com.

6 Mechanical Drawing

6.1 L1L2-2GA GPS Active Antenna



11/22/2013 Revision 006

GPS Source Part No. L1L2-2GA	Finish N/A	Size C	Mass 0.40lbs	Tolerances	
Description FAN L1/L2 ACTIVE ANTENNA MILITARY GRADE GPSS N (F)	Material N/A	3 rd Angle Projection 		Linear	Angular
				.X = ±0.100 .XX = ±0.010 .XXX = ±0.005 .XXXX = ±0.0005	±1° RADII See Linear

Dimensions are in inches unless otherwise specified. IAW ASME Y14.5M - 1994

L1L2-2GA Data Sheet

059-FAN-ACD-CYY-PZZ-005

Page 7 of 7, 12/23/2019



2121 Executive Cir., Ste 100
Colorado Springs, CO 80906
Phone: (+1)(719) 421.7300
GPSS-Sales@gd-ms.com
www.gpssource.com

AS9100 and ISO 9001 Compliant Company



© 2014 GPS Source, Inc. All rights reserved.

GPS Source, Inc., GPS Live Inside, GPS Source logo, and other GPS Source, Inc. products, brands, and trademarks mentioned in this document are property of GPS Source, Inc. and/or its affiliates in the United States and/or other countries. Other products, brands, and trademarks are property of their respective owners/companies. Any rights not expressly granted herein are reserved.

DISCLAIMER: The materials in this document could include inaccuracies or typographical errors and are subject to change at any time. The materials are provided "as is" without warranty of any kind. To the maximum extent permitted by applicable law, GPS Source, Inc. and its suppliers hereby disclaim all warranties, either expressed or implied, and conditions with respect to the materials, their quality, performance, suitability, merchantability, fitness for a particular purpose, title, and non-infringement. LIMITATION OF LIABILITY: IN NO EVENT WILL GPS SOURCE, INC. AND ITS SUPPLIERS BE LIABLE FOR INDIRECT, SPECIAL, INCIDENTAL, OR CONSEQUENTIAL DAMAGES, WHETHER IN AN ACTION OF CONTRACT OR TORT, ARISING OUT OF THE USE OR INABILITY TO USE THE MATERIALS AVAILABLE IN THIS DOCUMENT, EVEN IF ADVISED OF THE POSSIBILITY OF SUCH DAMAGES. IN PARTICULAR AND WITHOUT LIMITATION, GPS SOURCE, INC. SHALL HAVE NO LIABILITY FOR ANY LOSS OF USE, DATA, INCLUDING THE COSTS OF RECOVERING SUCH DATA, OR PROFITS.