



GPS LIVE INSIDE

GNSS-3P

GNSS Passive Antenna

DESCRIPTION

The GNSS-3P is a dual band passive GNSS antenna designed for long term reliability. It is small and lightweight, with exceptional protection against the elements.

Designed to support the Warfighter, the portable, yet precise GNSS antenna is built for tough applications. The radome is made of a high-grade polymer, with a design to protect from UV, rain, lightning, chemical and jet fuels. The GNSS-3P is available with a bottom mount connector and multiple colors (per FED-STD-595B).



FEATURES

- Military and Civilian Applications
- GNSS Bands:
 - GPS L1, L2 ,
 - GLONASS L1, L2 and L3
 - GALILEO E1, E5b
- Waterproof
- Excellent gain
- Small Form Factor
- Integrated Resistor for Antenna/Coaxial Cable BIT
- Bottom Mount

OPTIONS

The GNSS-3P comes with many available options to meet specific needs. Please contact GPS Source via phone, fax, email, or visit the website for further information on product options and specifications.

GNSS-3P Data Sheet

059-FAN-AHD-EEY-PYZ-001

9/15/2014

www.gpssource.com

1 GNSS-3P Specifications

Table 1-1. Electrical Specifications

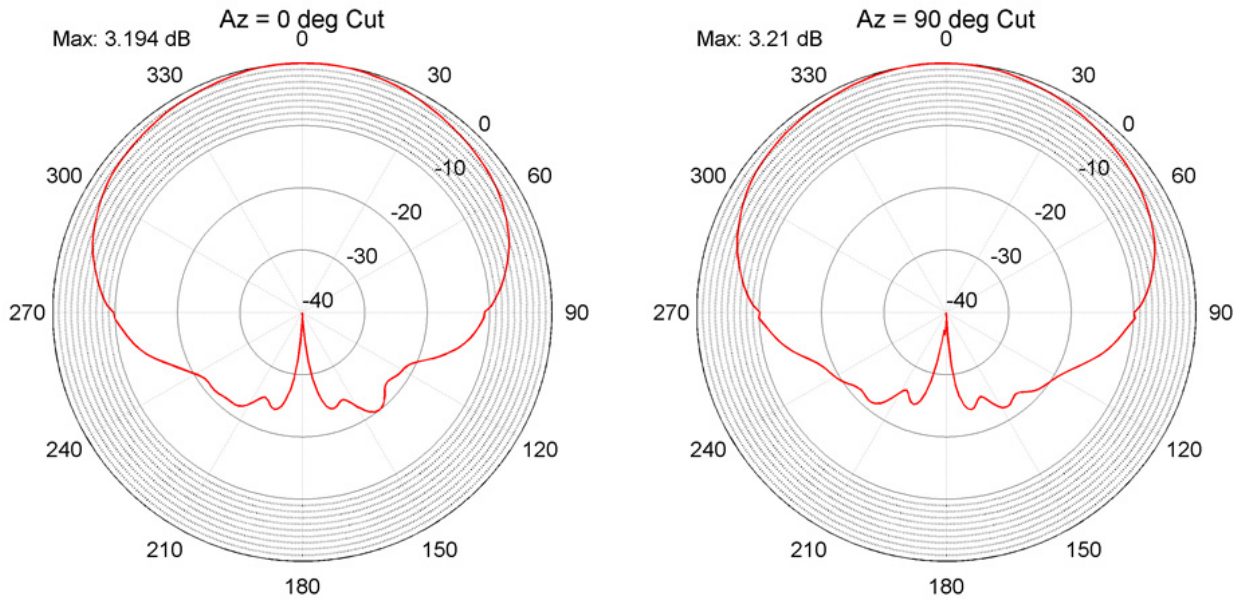
Operating Temperature -54°C to 71°C

Parameter		Conditions	Min	Typ	Max	Units
Frequency Range (Passband)	GNSS Upper Band	Ant: Output = 50Ω	1559	1575.42	1610	MHz
	GNSS Lower Band		1189	1227.60	1254	
Out Impedance				50		Ω
Element Gain	GPS L1	Output = 50Ω, 4 ft G.P.	> +3			dBic
	GPS L2		>+0			
	GLONASS L1		>+3			
	GLONASS L2		> -3			
	GLONASS L3		> -5			
	Galileo E1		> +3			
	Galileo E5		> -3			
	Galileo E5b		> +5			
Output SWR		Output = 50Ω			2:1	—
Polarization		Right Hand Circular				
Axial Ratio at Peak		< 2.8 dB Max				
Beam Width		110 +/-5° at -3dB from Peak (Free Space)				
Altitude		50,000ft				
Lightning Protection		DC to Ground on the Antenna Element				

2 Performance Data

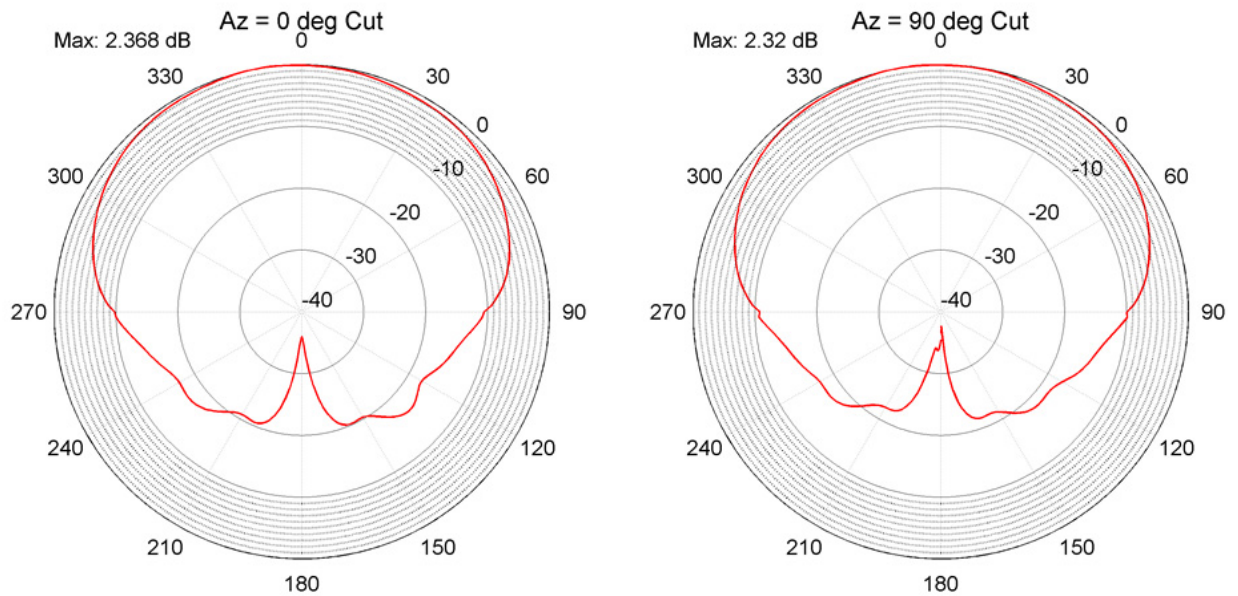
2.1 L1 Center Frequency

Figure 2-1. Far Field Plots No Ground Plane



2.2 L2 Center Frequency

Figure 2-2. Far Field Plots No Ground Plane



3 Environmental Requirements

The GNSS-3P has been designed to meet the MIL-STD-810 following requirements.

Table 3-1. MIL-STD-810 Requirements

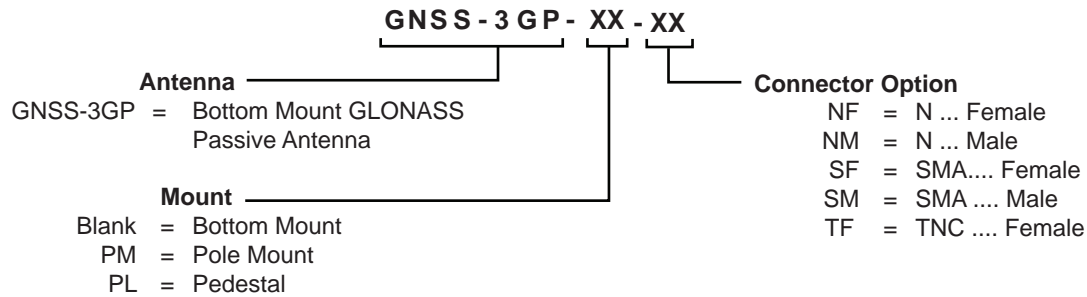
Environment	MIL-STD-810 Requirements	
Mechanical Vibration	810G	Mtd 514.6, Proc. I
Functional Shock	810G	Mtd 516.6, Proc. I
Crash Hazard Shock	810G	Mtd 516.6, Proc. V
High Temperature	810G	Mtd 501.5, Proc. I & II
Low Temperature	810G	Mtd 502.5, Proc. I & II
Temperature Shock	810G	Mtd 503.5, Proc. I-C
Altitude	810G	Mtd. 500.5, Proc. II & III
Humidity	810G	Mtd 507.5, Proc. II
Salt Fog	810G	Mtd 509.5
Fungus	810G	Mtd 508.6
Sand and Dust:	810G	Mtd 510.5, Proc. I & II
Conducted Emissions	461F	CE106
Radiated Emissions	461F	RE102
Radiated Susceptibility	461F	RS103

4 Product Options

Table 4-1. GNSS-3P Available Options

Type	Options	
Connector	N	Male and Female
	SMA	Male and Female
	TNC	Female
Mount	Bottom	
Color (FED-STD-595B)	White	Gloss
	Black (Standard)	Matte
	Olive Green	Matte
	Desert Sand	Matte
	Gray	Matte

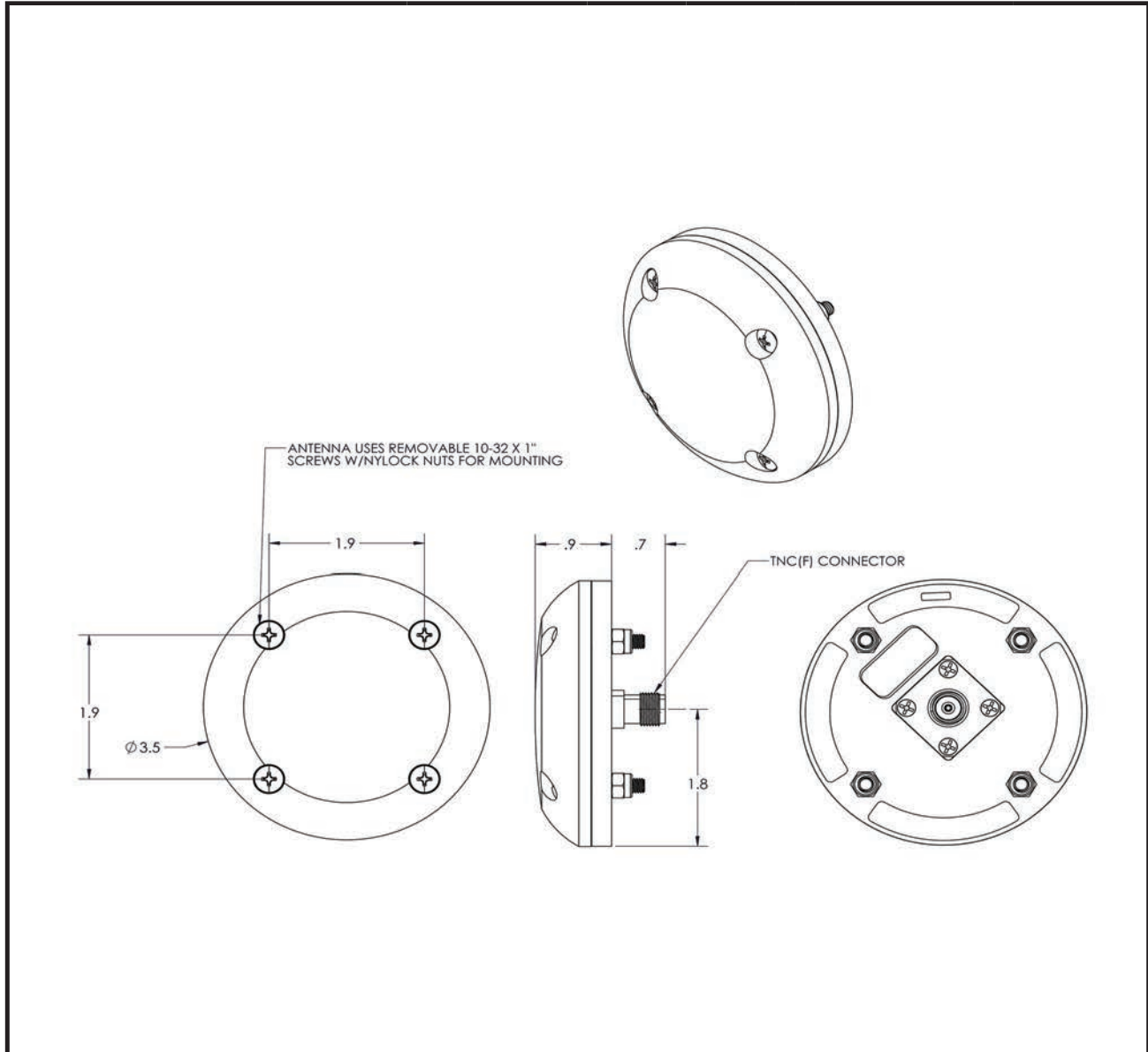
5 Product Code Decoder

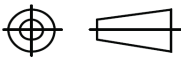


Note: To have product/part codes customized to meet exact needs, contact GPS Source at techsales@gpssource.com or visit the website at www.gpssource.com.

6 Mechanical Drawing

6.1 GNSS-3P GNSS Passive Antenna



GPS Source Part No. GNSS-3P	Finish N/A	Size C	Mass .59 lbs	Tolerances	
Description GNSS PASSIVE BOTTOM MOUNT TNC(F) ANTENNA	Material SEE BOM	3rd Angle Projection 	.X = ± .1 .XX = ± .01 .XXX = ± .005	Linear	Angular
					±1° RADII See Linear
Dimensions are in inches unless otherwise specified. IAW ASME Y14.5M - 1994					



GPS LIVE INSIDE

GNSS-3P Data Sheet

059-FAN-AHD-EEY-PYZ-001

Page 7 of 7, 9/15/2014

64 N. Mission Drive
Pueblo West, CO 81007
Phone: (+1)(719) 561.9520
Fax: (+1)(719) 565.0890
techsales@gpssource.com
www.gpssource.com

AS9100C:2009 and ISO 9001:2008 Compliant Company



© 2014 GPS Source, Inc. All rights reserved.

GPS Source, Inc., GPS Live Inside, GPS Source logo, and other GPS Source, Inc. products, brands, and trademarks mentioned in this document are property of GPS Source, Inc. and/or its affiliates in the United States and/or other countries. Other products, brands, and trademarks are property of their respective owners/companies. Any rights not expressly granted herein are reserved.

DISCLAIMER: The materials in this document could include inaccuracies or typographical errors and are subject to change at any time. The materials are provided "as is" without warranty of any kind. To the maximum extent permitted by applicable law, GPS Source, Inc. and its suppliers hereby disclaim all warranties, either expressed or implied, and conditions with respect to the materials, their quality, performance, suitability, merchantability, fitness for a particular purpose, title, and non-infringement. LIMITATION OF LIABILITY: IN NO EVENT WILL GPS SOURCE, INC. AND ITS SUPPLIERS BE LIABLE FOR INDIRECT, SPECIAL, INCIDENTAL, OR CONSEQUENTIAL DAMAGES, WHETHER IN AN ACTION OF CONTRACT OR TORT, ARISING OUT OF THE USE OR INABILITY TO USE THE MATERIALS AVAILABLE IN THIS DOCUMENT, EVEN IF ADVISED OF THE POSSIBILITY OF SUCH DAMAGES. IN PARTICULAR AND WITHOUT LIMITATION, GPS SOURCE, INC. SHALL HAVE NO LIABILITY FOR ANY LOSS OF USE, DATA, INCLUDING THE COSTS OF RECOVERING SUCH DATA, OR PROFITS.